

First Nations COVID-19 testing in Ontario: Weekly report 50

Key messages:

- There were **154 new positive results** among First Nations people over the past week ending Mar 28, 2021, down from 179 last week. This is the 4th week in a row with decreasing totals. The number of positive results among First Nations to date is 2,817. However, this should be interpreted in light of the **INCREASING** trend in cases across Ontario.
- The **Northwest** still had the highest relative increase of all areas this week but the increase was much smaller than previously (less than 10% vs over 20% more per week in the past 2 months).
- Testing volume continues to vary. Suggestions of decreasing trends in First Nations and increasing trends in Ontario could still just be normal variation.
- The cumulative positivity rate among First Nations of 5.0% is only slightly higher than in previous weeks. The Ontario rate stayed relatively steady.
- Hospitalization rate for First Nations with COVID-19 remains similar to but slightly higher than Ontario rate. The First Nations death rate remains steady at about half the Ontario rate. Because hospitalization and death rates are small numbers (ie 5% or less), it is too early to determine if the changes are anything more than normal variation over time.

Coronavirus Disease (COVID-19) Testing in Registered First Nations People in Ontario**

WEEKLY UPDATE

Tuesday, March 30, 2021 (covering tests completed March 22, 2021 to March 28, 2021)

N=923
Number newly tested for COVID-19
N=154
Number newly tested positive for COVID-19

NUMBERS TO DATE (covering tests completed January 15, 2020 to March 28, 2021)

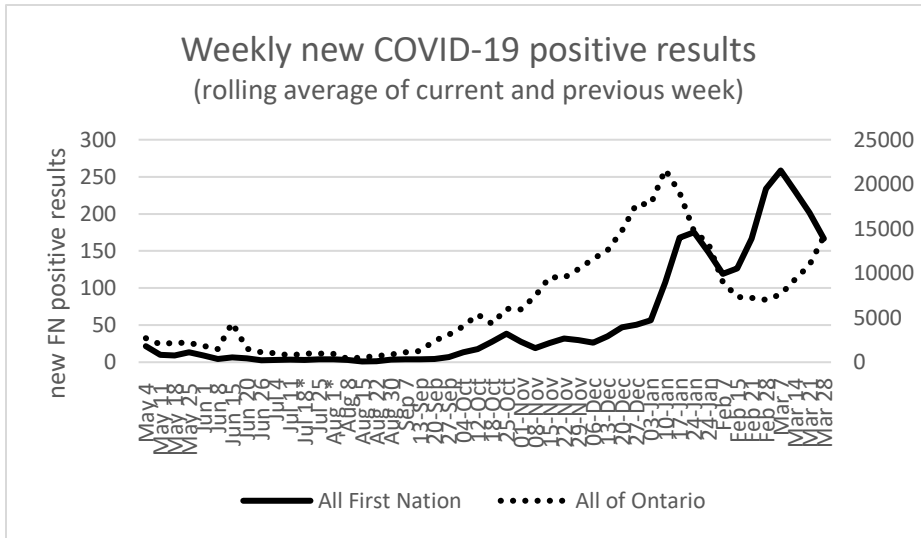
N=56,029
Number tested TO DATE for COVID-19
N=2,817
Number positive TO DATE for COVID-19

Key geographic areas (Details in appendix)	Tested	Positive cases	FN population
North West	17,568 (45.6%)	924 (5.3%)	38,496
North East	11,926 (34.4%)	165 (1.4%)	34,686
Southwest	13,588 (33.3%)	1,151 (8.5%)	40,857
Southeast	7,059 (32.5%)	296 (4.2%)	21,729
Central	5,778 (38.1%)	274 (4.7%)	15,170

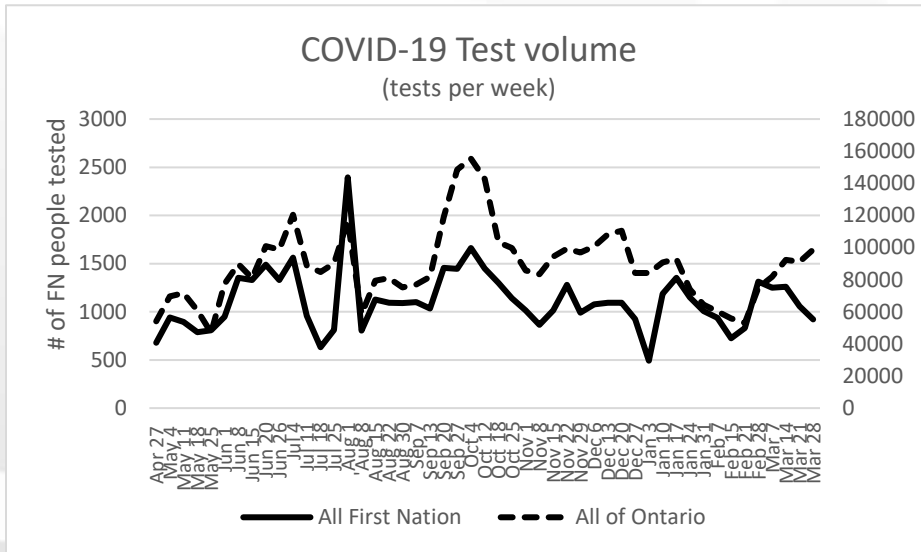
* suppressed for privacy. ** 151,516 Registered First Nations people in Ontario with a health card; *** based on the residence on the Health Card files.

Databases reflected in this report: As of July 18, 2020, the data sources for this report have expanded beyond the original Ontario Laboratory Information System to include data from the Public Health Information System (IPHIS), Distributed Labs (DL), and Public Health Ontario Laboratory (PHOL) databases. The sources are the same for First Nations and Ontario statistics.

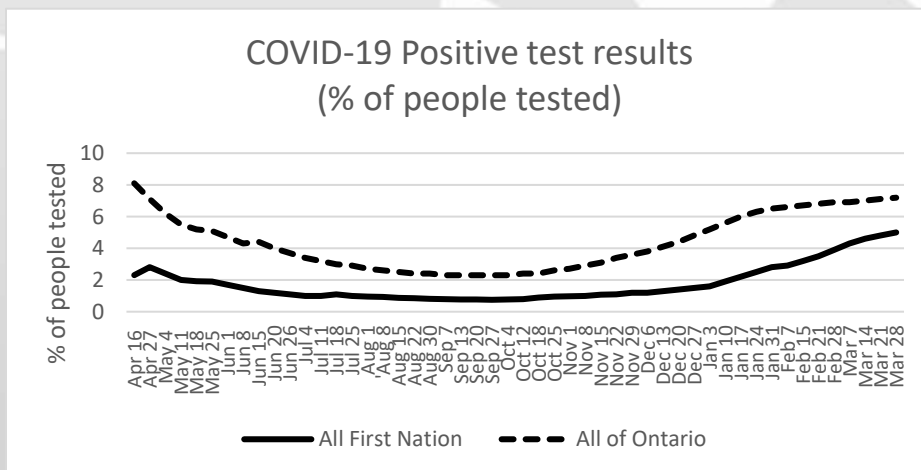
COVID-19 Test results over time



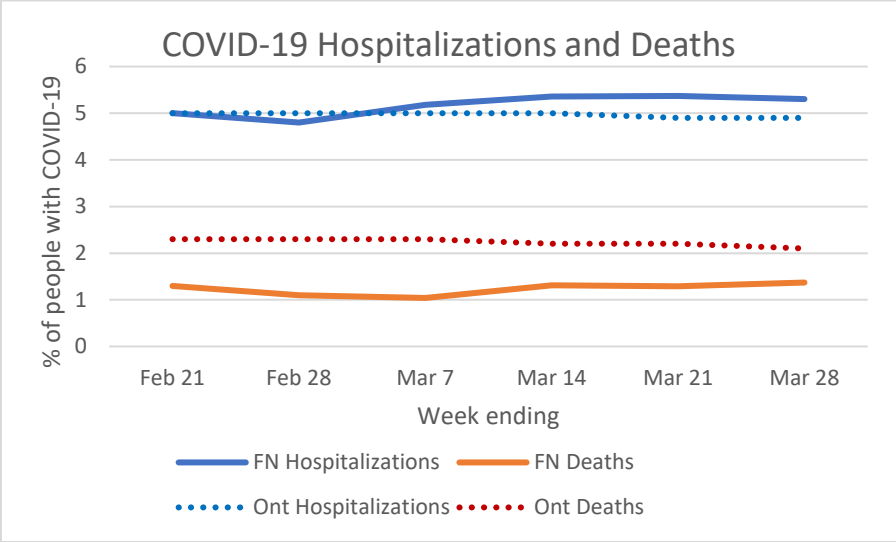
The rolling two-week average of new COVID-19 positive test results among FN **continued to decrease**. The Ontario rate increased for the 4th week in row. While a clear difference remains in the two trends, the historical pattern of FN rates following Ontario is worth considering in planning for the coming weeks.



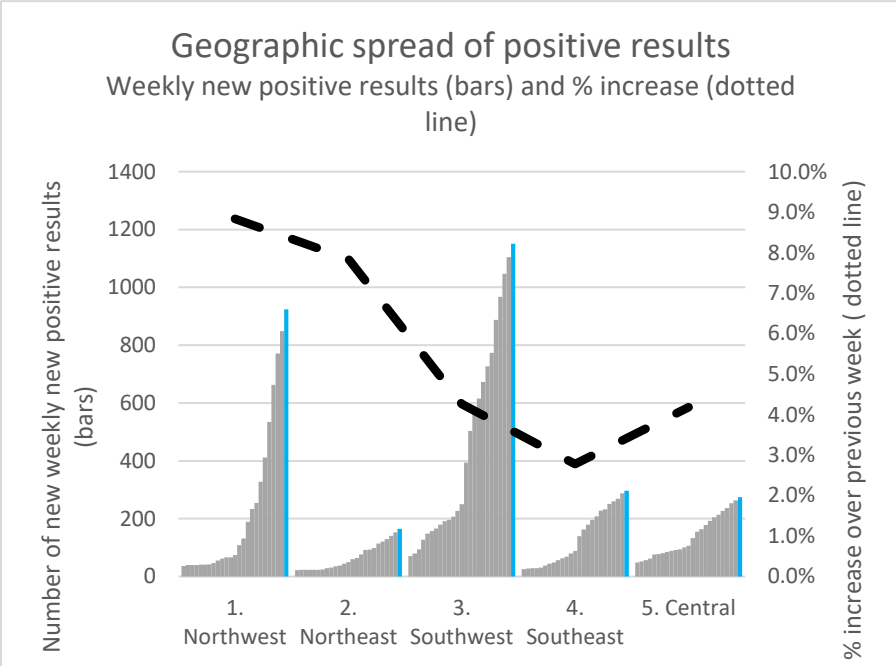
Test volume among First Nations has decreased over the past 4 weeks while Ontario volume has increased over the same time. Nevertheless, the changes could be normal variation.



The cumulative rate of positive test results among First Nations had a smaller increase this week relative to previous weeks. Ontario's rate held steady again this week.



The cumulative percent of First Nations people with COVID-19 who were hospitalized remains just above 5%, which is similar to but slightly higher than Ontario. First Nations death rate this week was about 1.4%, still about half of the Ontario rate. It is too early to know if changes in these rates are more than normal variation over time.



The highest increase was in the Northwest for the 7th week in a row. However, it was less than 10% (vs over 20% in previous weeks dotted line). Blue bars show numbers of new cases in most recent period, with previous weeks' totals in grey. The areas are based on boundaries of Local Health Integration Networks (LHINs). See appendix for details.

Appendix:

Data source: Characteristics of COVID-19 diagnostic test recipients among the Ontario First Nations population, ICES. Ontario hospitalization and death rates accessed from the [Ontario COVID-19 Data Tool](#).

Intervals in the reported data: Data are as of the week ending on the date shown with the exception of June 20, Jun 26 and Jul 4 for which data for First Nations are for the previous 5, 6 and 8 days, respectively, due to changes in reporting period. Data for Ontario and First Nations for week ending Aug 30, Sep 7, Sep 13, Oct 12, Oct 18, Feb 15 and Feb 21, 2021 are for 8, 8, 6, 8, 6, 8 and 6 days respectively (with weekly test volume prorated to 7-day rate).

Rolling average of new positive results: Data for each week is the average of the current and previous week. The rolling average ensures compliance with data suppression rules that preclude release of values less than 5. Data for Jul 18 and Aug 1 are based on averages of the previous and following weeks of both dates, to correct for known data quality issues.

Boundaries of “areas”: Test results of individuals are reported for the LHIN associated with the postal code on the individual’s Ontario health card. LHINs included in each “area” for this report are: Northwest: LHIN 14; Northeast: LHIN 13; Southwest: LHINs 1-4; Southeast: LHINs 9-11; Central: LHINs 5-8, 12. Follow this [link](#) to view maps showing LHIN boundaries.

Suppressed data: Data suppression is done at ICES. When data for one category in a series are suppressed, at least one of the results based on these categories must also be suppressed. Hence totals greater than 5 may be suppressed for one or more areas when at least one of the LHINs included in the calculation of area totals has less than 5 cases.

Coronavirus Disease (COVID-19) Testing in Registered First Nations People in Ontario**			
WEEKLY UPDATE			
Tuesday, March 30, 2021 (covering tests completed March 22, 2021 to March 28, 2021)			
N=923			
Number newly tested for COVID-19 and % of people in the group who were tested			
276 (0.57%) in a First Nations community***		647 (0.63%) outside of a First Nations community	
N=154			
Number newly tested positive for COVID-19 and % of people in the group who were positive			
40 (0.20%) in a First Nations community***		114 (0.31%) outside of a First Nations community	
NUMBERS TO DATE (covering tests completed January 15, 2020 to March 28, 2021)			
N=56,029			
Number tested TO DATE for COVID-19 and % of people in the group who were tested			
19,723 (40.6%) in a First Nations community***		36,306 (35.3%) outside of a First Nations community	
N=2,817			
Number positive for COVID-19 and % of people tested in the group who were positive			
929 (4.7%) in a First Nations community***		1,888 (5.2%) outside of a First Nations community	
Key geographic areas (Details in appendix)	Tested	Positive cases	FN population
North West	17,568 (45.6%)	924 (5.3%)	38,496
North East	11,926 (34.4%)	165 (1.4%)	34,686
Southwest	13,588 (33.3%)	1,151 (8.5%)	40,857
Southeast	7,059 (32.5%)	296 (4.2%)	21,729
Central	5,778 (38.1%)	274 (4.7%)	15,170
* suppressed for privacy. ** 151,516 Registered First Nations people in Ontario with a health card; *** based on the residence on the Health Card files.			